

STORIES

of the changing

BEACH

Stage 4 (Years 7 & 8)



SURF LIFE SAVING
NEW SOUTH WALES



Visual Arts

Stage 4 (yr 7-8)

3-4 Weeks

“The beach has a place in everyone’s story”

Story telling is part of all languages and cultures. Surf Life Saving is much more than just saving lives on the beach. A key priority for us is reaching out to all Australians through our substantial community education programs. We aim to teach all Australians how to keep themselves and their families safe at the beach.

The beach and inland waterways have many stories to tell. Through Surf Life Saving NSW Beach Safety Education Programs, we are bringing the beach to your class. Our program brings the story of both the coastline and inland waterways water safety journey. Each program has been designed to be delivered solely in Key Learning Areas or as a Cross- Curriculum learning experience. This unit focuses on delivering the key water

safety message that the beach is a place for everyone to safely experience the beach, coastline and inland waterways. It also gives students an opportunity to further develop their literacy skills, address the Cross-Curriculum Priorities of the NSW Curriculum and give students to experience authentic learning by creating meaningful projects through inquiry-based tasks.

Unit overview

The beach has a place in every person’s story. Each student has their story about their experience about interacting with the aquatic environment. This unit explores how students use their story to arm themselves with strategies to have hard conversations with peers and family and make well informed decisions about their safety and wellbeing around water. The learning intention is to give students strategies to prevent unnecessary drownings and practice safe behaviours at the beach.

The Secondary School program provides an engaging, interactive learning experiences supported by a range of teacher and learner resources.

- "Beach is a part of everyone's story". The beach is a place of inclusivity, energy and place to enhance your health and wellbeing.
- The beach is always changing. Plan for a safe and fun beach experience for you, your mates and family. Know the beach you are going to.
- Know your safety plan in place ready to put into action.
- Fight the "mob" mentality.
- Be self-aware of my own and mate’s competency to get you and yourselves out of an unsafe situation on the beach.

About Surf Life Saving NSW

Surf Life Saving New South Wales (SLSNSW) is the peak water safety, drowning prevention and rescue organisation in NSW and one of the largest volunteer-based community service organisations in Australia. Today the organisation encompasses a range of diverse activities – lifesaving services, community education, surf sports, member development and training, all which contribute to the primary purpose to save lives and meet our target of zero preventable deaths and injuries on NSW beaches.

Why have we created this resource?

Our mission is simple; save lives, create great Australians and build better communities. In order to do this, we want to provide you, our schools, teachers and students

with the best possible programs, resources and opportunities to engage with us and learn about water safety, the beach and coastal environments. This resource has been created to help you integrate beach and coastal safety information and broader water safety activities and our programs into your lesson plans in an easy and simple way. We want to ensure our communities understand beach and ocean safety, but we also want to make sure that we provide opportunities to do so in a fun, engaging and relevant way. We hope that this resource will support our mission to equip all communities with the confidence, knowledge, resources & tools to prevent drownings & create safe, fun, welcoming & enjoyable beach side experiences.

Creating a quality teacher resource

We understand the unique challenges that our teachers face and the difficulty in finding quality resources and content in line with the curriculum. In order to bring our teachers a quality resource that they can easily integrate into their classrooms we have utilized the expert skills of highly trained and experienced teachers to develop and build this resource. We will continue to annually review, amend and add to this resource and as part of this process we will value the feedback from all teachers. If you would like to provide your feedback, recommendations or comments regarding this resource please contact us at community@surflifesaving.com.au



Opportunities to engage with SLSNSW (Stage 4 - Visual Arts)

This unit outline includes opportunities to bring the content to life by engaging with one of our offered programs, depending on your school location and your availability, you can choose from a number of programs to suit your needs. For further information and assistance with any of the below please contact us at community@surflifesaving.com.au

Race to the Flags Virtual Program (Years 7-9)

In this stage based, curriculum aligned virtual session, students will have the opportunity to compete in groups with their classmates, as they problem solve real life Lifesaving scenarios. Learn more: [Race to the Flags \(7-9\) - Beach Safety Hub](#)

Lifesaver @ My School (7-12)

Bring a Lifesaver to your school and give your students the opportunity to learn about beach and ocean safety in their own classroom and backyard. Learn more: [Lifesaver @ My School \(7-12\) - Beach Safety Hub](#)

Engage with your local SLSNSW area program

If your school is located in a coastal area there may be a local run program by one of our SLSNSW Clubs or Branches. You can always contact your local club to find out more or contact us and we can put you in touch with the right person.



Contact the Community Education Team



Beach & Coastal Safety Resource Hub **Surf Life Saving NSW**

- ✓ Secondary School Education programs and resources Secondary School Students - Surf Safety Programs (beachsafetyhub.org.au)



02 9471 8000



community@surflifesaving.com.au



NSW Syllabus outcomes by learning area

Visual Arts K-10

Students will develop knowledge, understanding and skills to make artworks informed by their understanding of practice, the conceptual framework and the frames.

Outcomes

- 4.1** uses a range of strategies to explore different artmaking conventions and procedures to make artworks
- 4.2** explores the function of and relationships between the artist - artwork - world - audience
- 4.3** makes artworks that involve some understanding of the frames
- 4.6** selects different materials and techniques to make artworks

Lessons

Artmaking - Practice

(Frame - Conceptual, Cultural)

Students will be making a 3D art piece that is inspired by the “changing natural and cultural environments” of the coastal environment. All materials must be reclaimed or recycled, mostly of an organic nature.

Students will be investigating several artists and exhibitions.

- ✓ Peter Rush - driftwood sculptor
- ✓ Collage pages - where forest meets the sea
- ✓ Ghost net art - Australian Museum
- ✓ Babies of Walloon monument

In their Art Journal, students use a new page for new artist/artwork:

- ✓ Name of artist/artwork/exhibition
- ✓ Materials used
- ✓ Method of construction
- ✓ Inspiration for creating the artwork
- ✓ What does the artist hope the viewer will experience?
- ✓ Sketches of various aspects of the artwork

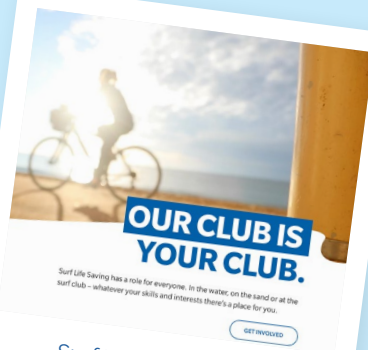
For their own artwork, students must detail:

- ✓ Sketches of the progress and ideas of constructing sculpture
- ✓ Samples of materials
- ✓ Inspiration
- ✓ What they hope the viewer will experience and learn

Subject Specific Resources




[Beach & Coastal Safety Resource Hub](#)



[Surf Life Saving NSW](#)



Jeannie Baker
[My Garden Path](#)



Jeannie Baker
[Creating 'Circle'](#)




Peter Rush (Beach Sculptor)
[Instagram](#); [The Guardian](#);
[Central Coast Life and Style](#)



[Babies of Walloon monument](#)



[10 Beach Artists](#)



Australian Museum
Garrigarrang: [Sea Country exhibition](#)

Resources

Other resources

- ✓ [Beachsafe](#)
- ✓ [Welcome to Surf Safety](#)
- ✓ [SLSA Rip Currents Factsheet](#)
- ✓ [Types of waves What is an ocean wave? How are waves formed at the beach?](#)
- ✓ [National Coastal Safety Report 2020](#)
- ✓ [SLSA Coastal Safety](#)
- ✓ [SLSA Youtube Channel](#)
- ✓ [The Think Line](#)
- ✓ [Derek's Story](#)
- ✓ [Samantha's Story](#)
- ✓ [Royal Life Saving Australia | classroom e-learning](#)
- ✓ [National Drowning Reports](#)
- ✓ [Science of the Surf \(Dr Rip - Dr Rob Brander UNSW\)](#)
- ✓ [CoastSnap shoreline tracking technology app How it works - CoastSnap- Citizen Science App](#)
- ✓ [Rip Current Heroes Documentary](#)
- ✓ [Rip Current Heroes Study Guide](#)
- ✓ [Geoscience Education Centre](#)
- ✓ [Surf Life Saving NSW Acknowledgement of Country](#)
- ✓ [North Bondi SLSC Online Exhibit](#)
- ✓ [Surf Life Saving Rescue Methods - Tube, Board, IRB and Unaided Rescues](#)
- ✓ [Surf Life Saving NZ Lifeguard skills and response techniques](#)
- ✓ [Catching Waves Blog Posts](#)
- ✓ [Geoscience Australia - Coastal Erosion](#)
- ✓ [Geocaching](#)
 - [what is geocaching?](#)
 - [mapping our world geocaching activity](#)
 - [geocaching guide](#)
 - [Geocaching app](#)
- ✓ [OzCoasts - Online Coastal Information Service](#)
- ✓ [Rivers: Sharing our water Student workbook - Environment, Energy and Science Department of Planning, Industry and Environment](#)
- ✓ [Growing Old in Eora Country - Djon Mundine](#)
- ✓ [United Nations High Commissioner for Human Rights Native Title Report 2008 Chapter 6 Indigenous Peoples and Water](#)
- ✓ [Oceans Teacher Notes - CSIRO Publishing](#)
- ✓ [PLC Perth Library and Innovation Centre Yr 8 Landforms webpage](#)
- ✓ [Central Coast Sculptures](#)
 - [The Guardian](#)
 - [Central Coast Life and Style](#)
- ✓ [Jeannie Baker \(Collage\) \(Where the Forest Meets the Sea\)](#)
 - [my garden path factsheet](#)
 - [playing with collage picture book](#)
 - [circle comes to life in travelling show](#)
 - [Baker J \(2019\) Playing with Collage Walker Books](#)
- ✓ [Sculpture by the Sea](#)
 - [arts and culture](#)
 - [Peter Adler Aqualand Artist Interview](#)
 - [Aqualand Artist Interview Series With Karin Van Der Molen - Youtube](#)
- ✓ [Australian National Surfing Museum](#)
 - [Surfing Australian Identity](#)
- ✓ [Surfers their stories Jacob Stuth](#)
- ✓ [National Archives of Australia - Summer's Past Online Exhibit](#)

Resources

- ✓ [Australian News and Information Bureau collection](#)
- ✓ [Between the Flags Exhibit](#)
- ✓ [Peng C, Yamashita K, Kobayashi E \(2015\) An Empirical Study on the Effects of the Beach on Mood and Mental Health in Japan](#)
- ✓ [Cristina Vert, Mireia Gascon, Otavio Ranzani, Sandra Márquez, Margarita Triguero-Mas, Glòria Carrasco-Turigas, Lourdes Arjona, Sarah Koch, Maria Llopis, David Donaire-Gonzalez, Lewis R. Elliott, Mark Nieuwenhuijsen \(2020\) Physical and mental health effects of repeated short walks in a blue space environment: A randomised crossover study, Environmental Research, Volume 188](#)
- ✓ [The Guardian - Blue spaces: why time spent near water is the secret of happiness](#)

Scoutle resources

- ✓ [Australian Disaster Resilience Knowledge Hub: Australian disasters TFL-ID M019317](#)
- ✓ [Student Wellbeing Hub: secondary student resources TFL-ID M021182](#)
- ✓ [Digital Stories of the Land TFL-ID M019609](#)
- ✓ [The world of Mickey of Ulladulla TFL-ID M025740](#)
- ✓ [Save our catchment - virtual excursion TFL-ID M025282](#)

