

Ocean Myth Busters

The oceans are full of amazing wonders... let's see how much you know about our oceans. For each statement below circle true ✓ or false ✗.

There is only 1 type of wave.



We have discovered most of our oceans.



The safest place to swim at a beach is between the red and yellow flags.



There are over 1 million different species of animal in our oceans.



Sharks have very poor vision.



Every body of water is unique. For each of the following draw and label the hazards that might exist.

Pool

Beach

Lake


River

Name: _____




Ocean Myth Busters

A misconception is an idea or opinion based on a misunderstanding. Making the effort to ask questions and better understand our oceans and the creatures within them can stop many myths and misconceptions. Pick one of the creatures below and using a book or the internet find 6 facts about them. Write them in the space below.




Giant Squid



Blue Whale



Blue Ringed Octopus



Bluebottle

Some facts you may like to look for include:

- How big can they grow?
- How long can they live for?
- Where do they live?
- Are they dangerous to humans?
- Are they endangered or a threatened species?

What's the difference between a myth and a misconception?

Name: _____



Reading the signs

Draw a line to connect each of the signs to their meaning.

Tip: Two different signs can mean similar things.



Sharp coral can cause injury.
Watch where you step.



Beware of bluebottles
(stinging jellyfish)



Danger!
Strong currents in this area.



No swimming. Dangerous
conditions. Beach is closed.



Warning!
High surf and big waves.



Warning! Dangerous shore break.
Waves breaking in shallow water.



Warning! Shark sighted in area.



Signs at your school

There are signs everywhere to let us know about something important and warn us about things that might be dangerous. How many signs can you find at your school? Go for a walk and see how many you can count. Record your number in the box.

Name: _____

Make your own beach safety sign

There are many signs at the beach to help you to stay safe. Create your own beach safety sign by circling from the options below. Once you have finished planning draw and colour a picture of the beach with your sign in the sand.


Shape:



Colour:



Symbol:



Sign message:

Name: _____