

Creatures Big & Small

There are many different creatures in our oceans and on our beaches.
Use the spaces below to draw and label creatures you might find in
each different area on our coastline.




On the shoreline

- Bluebottles
- Crabs
- Jellyfish



In a rock pool

- Starfish
- Octopus (including Blue ringed octopus)
- Barnacles
- Snails
- Crabs



In the ocean

- Fish
- Sharks
- Whales
- Octopus
- Sting rays

Name: _____


Creatures Big & Small

For each of the following creatures, cross the statements that you think are false.



Shark

- I have many bones.
- I have over 30,000 teeth in a lifetime.
- My skin feels like sandpaper.




Sea Turtle

- Most of my species are endangered.
- I can live up to 150 years.
- I am a mammal.

Sometimes you can find rubbish at the beach. Circle the items below that you think could be harmful to ocean creatures.

While apples and banana peels are organic and not as hazardous to our oceans as plastic, large quantities can still impact the natural functioning of ocean ecosystems. You should never leave any rubbish behind.



Next time you go to the beach, what can you do to make sure that we keep our beach clean and our oceans safe for our creature friends?

- Not leave anything behind – put all rubbish in the correct bins
- Leave ocean creatures alone – don't pick them up or take them home

Name: _____

Reading the signs

Draw a line to connect each of the signs to their meaning.

Tip: Two different signs can mean similar things.



1 Sharp coral can cause injury. Watch where you step.

2 Beware of bluebottles (stinging jellyfish)

3 Danger! Strong currents in this area.

4 No swimming. Dangerous conditions. Beach is closed.

5 Warning! High surf and big waves.

6 Warning! Dangerous shore break. Waves breaking in shallow water.

7 Warning! Shark sighted in area.



Signs at your school

There are signs everywhere to let us know about something important and warn us about things that might be dangerous. How many signs can you find at your school? Go for a walk and see how many you can count. Record your number in the box.

Name: _____

Make your own beach safety sign

There are many signs at the beach to help you to stay safe. Create your own beach safety sign by circling from the options below. Once you have finished planning draw and colour a picture of the beach with your sign in the sand.


Shape:



Colour:



Symbol:



Sign message:

Name: _____